

Califia Farms Matcha Almond Latte

Califia Farms

CMR Ref: 240592 27-12

Price: £2.95

Size: 750ml

Overall Product Rating: Taste Test

Top Category to Market

On Pack Marketing

18

Score out of 50
Average for the category: 30

Not for me / us **74%**
Would only buy on special offer **9%**
Weekend treat **6%**

*percentage of participants who selected fit of product



Want to know more about the sales potential of this product?

Email foodfax@cambridgmr.com or call 01223 492050 for the full report on what drives consumer ratings.

NON DAIRY MILK DRINKS CATEGORY AWARDS

QUALITY

TASTE

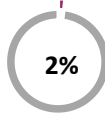
VALUE

Reviewer Comments

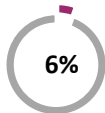
Star Rating

% Who Rated

Reviewer Comments*



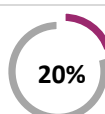
Good alternative to dairy drinks really refreshing



Tastes better than I expected

I really love matcha and this is great.

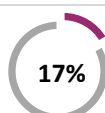
The colour puts you off, tastes better than it looks, I would buy this product



A nice enough idea. A bit different. But not really an alternative for me

Flavour is too strong for me

New and different t idea. Would buy occasionally as an altetnayive.



Awful

Not t nice, tasted like leaves. Not refreshing and very expensive

Not great, I wasn't keen on the flavour. If you like matcha you would probably like this but for me I didnt like this.



Not pleasant and not for me

I really didnt.like it Also the colour is off putting Texture is very claggy and cloying in the mouth

Might be healthy but it's not nice

* Reported verbatim as made by our reviewers



Nutrition per 100 g/ml

Energy (Kcal)	Total Fat (g)	Sat Fat (g)	Carb (g)	Sugars (g)	Fibre (g)	Protein (g)	Salt (g)
38	1.7	0.2	4.9	4.3	0.4	0.6	0.15

Recommended Daily Allowance (%)

Energy (Kcal)	Total Fat (g)	Sat Fat (g)	Carb (g)	Sugars (g)	Fibre (g)	Protein (g)	Salt (g)
2%	2%	1%	2%	14%	1%	1%	3%

Daily Intake percentages are based on the requirements for an average female with no special dietary requirements and an assumed energy intake of 2000 kcal.